

/ Perfect Welding / Solar Energy / Perfect Charging



TRANSSTEEL

/ 2200 / 2700 / 3000C* / 3500C

THE MULTIPROCESS
POWER SOURCE SERIES



NO COMPROMISES. TRANSSTEEL MULTIPROCESS.

**NO MATTER WHAT THE
WELDING TASK –**
MIG/MAG, TIG AND
ELECTRODE WELDING
WITH JUST ONE DEVICE.

Whether a construction site or a workshop, from agricultural enterprises to metalworking companies – for assembly, repair, and maintenance work, the TransSteel Multiprocess series masters the MIG/MAG, TIG, and electrode welding processes to professional levels.

What's your
welding challenge?

Let's get connected.



CUSTOMER BENEFITS

**ONE DEVICE –
FOR ALL MANUAL
WELDING
APPLICATIONS**



/ Combining MIG/MAG, TIG, and electrode welding in one device means you no longer have to purchase any other power sources. There is absolutely no difference in the welding performance of the respective process compared with a dedicated device.

**118
CHARACTERISTICS***



/ Steel, CrNi, AlMg, AlSi, Metal Cored, Rutil FCW, Basic FCW, self-shielded wires
/ 0.8 – 1.2 mm wire diameter
/ Eight different gas mixtures

**READY TO
WELD
IN THREE STEPS**



/ The intuitive operating concept enables welders to start work straight away – no prior knowledge of the device is required. All the essential welding parameters can be viewed and adjusted on the front panel. The only parameters that have to be selected before welding begins are the gas, wire diameter and material thickness.

**70% LESS
REWORK, 30%
FASTER WELDING**



/ The Pulse function of the TransSteel 3000C permits faster welding speeds on thicker materials. The pulsed arc also reduces the amount of rework, as less welding spatter is generated.

/* Maximum number of characteristics (TransSteel 3000 C Pulse), will vary depending on the version.



ECONOMICAL AND SUSTAINABLE

INVERTER TECHNOLOGY

The inverter technology lowers the power consumption while generating the same output power, consequently reducing energy costs.

EFFICIENCY

The TransSteel series has an efficiency level of at least 85% across the range, which means that most of the power taken from the grid is converted without any loss into energy for the arc.

COOLING

Fronius Cooling Liquid FCL 10/20. The composition of the Fronius coolant makes it especially sustainable and increases the service life of the system. The coolant is non-flammable, non-irritating and requires no special labeling.

THE TRANSSTEEL SERIES



FUNCTIONS	TransSteel 2200	TransSteel 2700	TransSteel 3000C PULSE	TransSteel 3500C
Multiprocess	✓	✓	✓	✓
Pulse			✓	
SynchroPulse			✓	
Wirespool size	D 100 / D 200	D 200 / D 300	D 200 / D 300	D 200 / D 300
Wire speed	2R	4R	4R	4R
Polarity reverser	✓	✓	✓	✓
Cooling	Gas-cooled	Gas-cooled	Gas-cooled / water-cooled (optional)	Gas-cooled / water-cooled (optional)
Easy Jobs	2	5	5	5
Data documentation			✓	✓
Mains operation	1-phase	3-phase / 1-phase	3-phase	3-phase
Multivoltage	✓	✓		

TRANSSTEEL 3000C PULSE



POLARITY REVERSER

/ The polarity reverser enables the **POLARITY TO BE REVERSED IN SECONDS** when welding self-shielded wires.



KEYLOCK SWITCH

/ An optional extra for the **TST 3000C PULSE AND TST 3500C**.



MULTIVOLTAGE

/ The TransSteel 2200 and 2700 devices can be operated as **MULTIVOLTAGE VARIANTS**, even in the lower mains voltage range.

/ Faster **WELDING SPEEDS** on **THICKER MATERIALS**

/ Less **WELDING SPATTER** generated

/ The **PULSED ARC** also reduces the amount of **REWORK**

THE MIG/MAG WELDING FUNCTIONS



PULSE WELDING CONTROLLED AND FAST



The new TransSteel 3000C Pulse marks the arrival of the pulsed arc in the TransSteel series. The setting is simply selected from the main menu and facilitates controlled welding in the intermediate arc range.

.....

SPOT AND STITCH WELDING WITH NO MATERIAL DISTORTION

Spot mode enables you to place welding spots at regular intervals. As you have complete flexibility over the pause time between the intervals, spot welding is ideal for the tacking of workpieces. Stitch welding not only produces a rippled seam appearance, the low level of heat input reduces any possible material distortion when working with light gage sheets.

.....

SPECIAL 4-STEP MODE FOR A MORE STABLE ARC

The “Special 4-step mode” is particularly suitable for welding in the higher power range. In special 4-step mode, welding starts at a lower power, which makes the arc easier to stabilize.

.....

SYNCHROPULSE SEAM RIPPLING FOR ALUMINUM ALLOYS

The “SynchroPulse” option is recommended for the welding of aluminum alloys when a rippled seam appearance is required. This effect is achieved by modifying the welding power between two operating points.

STEEL TRANSFER TECHNOLOGY



/ 7

/ **STEEL** is the universal characteristic for quick and easy welding applications.

/ **STEEL ROOT** is the characteristic specifically developed for root pass welding. It is characterized by particularly strong gap-bridging ability, in other words, the ability to fill wide gaps.

/ **STEEL DYNAMIC** is a characteristic with a particularly hard and concentrated arc, resulting in high welding speeds and deep penetration.

.....

/ **PCS (Pulse Controlled Spray Arc) CHARACTERISTICS*** facilitate a combination of intermediate and spray arcs – the result is deep penetration with minimal spattering.

/ * TransSteel 3000C Pulse



SYNCHROPULSE works in STANDARD SYNERGIC AND PULSE SYNERGIC MODE – but only on the TransSteel 3000C Pulse.

CORRECTIONS DURING WELDING

/ The **ARC LENGTH CORRECTION** and **ARC-FORCE DYNAMIC** welding parameters can be used to optimize the welding result.



/ ARC LENGTH CORRECTION

TO CHANGE THE ARC CHARACTERISTIC

- shorter arc, reduced welding voltage
- neutral arc
- longer arc, increased welding voltage

/ ARC-FORCE DYNAMIC

FOR INFLUENCING THE SHORT-CIRCUITING DYNAMIC AT THE INSTANT OF DROPLET TRANSFER

- hard, stable arc
- neutral arc
- soft, low-spatter arc

/ PULSE CORRECTION

FOR CORRECTING THE PULSE ENERGY OF PULSED ARCS

- lower droplet detachment force
- neutral droplet detachment force
- higher droplet detachment force

FUNCTIONS FOR EASE OF OPERATION

EASY JOBS

VIEW WELDING PARAMETERS
QUICKLY AND EASILY

To set up repetitive welding tasks quickly and easily, two (TransSteel 2200) or five EasyJobs (TransSteel 2700, TransSteel 3000C Pulse, TransSteel 3500C) can be saved. The individual EasyJobs can be accessed using the Up/Down welding torch.

GAS TEST FUNCTION

If it has not been used for a while, the hosepack can be flushed with shielding gas by pressing the gas test button. The protective gas shield will then already be in place when the arc ignites.

CONTROL PANEL LOCK

Entering a particular button combination locks the TransSteel control panel, making unintentional modifications to the welding parameters impossible. Keylock switches are available as optional extras on the TransSteel 3000C Pulse and TransSteel 3500C.

WIRE THREADING MADE EASY

The welding wire is fed automatically through the hosepack and welding torch at the touch of a button without having to open the feed rollers. None of the shielding gas escapes.

UP TO **5** EASY JOBS
ACCESSIBLE





THE TIG

WELDING

FUNCTIONS

TIG PULSE

WELDING

TIG Pulse welding is primarily used for out-of-position welding or when welding especially thin materials. The pulse setting range is from 1 Hz to 990 Hz.

TAC

TACKING FUNCTION

The weld pool is made to oscillate by means of pulse currents. This makes it easier to tack components together and reduces the tacking time. The pulsed arc facilitates the process with very thin materials, since the temperatures are slightly lower in the phases with less current.

- / Time saving of up to 50% for the user compared to conventional tacking
- / Fast tacking points without burning off the edges
- / Minimal temper coloration at the tacking points
- / Spot function

Practically the same high **WELDING PERFORMANCE** as with a regular TIG power source.



TOUCHDOWN

IGNITION

The highly accurate touchdown ignition is on a par with high frequency ignition and contributes towards user-friendliness.

GAS PRE-FLOW TIME + GAS POST-FLOW

TransSteel automatically calculates the duration of the optimal gas post-flow time according to the set welding current. This improves the gas shield of the weld seam end and tungsten electrode.

THE MMA WELDING FUNCTIONS

ANTI-STICK FUNCTION

PREVENTS STICKING OF THE ELECTRODE

If a short circuit occurs (electrode sticking during electrode welding), the welding process is switched off immediately.

This prevents electrode burn-out and/or serious weld seam faults.

VERY GOOD
IGNITION
BEHAVIOR

/ Reduced sticking
/ Stable arc

HOT START FUNCTION

WHEN IGNITING THE ARC

In order to make the electrode easier to ignite, the current is increased for a split second during ignition on the power source.



ARC-FORCE DYNAMIC

SEAM RIPPLING FOR
ALUMINUM ALLOYS

If basic electrodes are welded with coarse droplet material transfer at a low current (underloaded), there is a risk of sticking. To rule this out, more current is supplied for fractions of a second just before sticking. The electrode burns free, preventing sticking.



WELDING DATA DOCUMENTATION

Welding data documentation is essential, particularly in steel construction. Load-bearing steel structures, mass-produced products or sensitive parts often have to be traceable down to the final welding parameters. The Easy Documentation option enables TransSteel* to record welding data extremely easily.



USB THUMB DRIVE EXPORT FUNCTION



A USB thumb drive can be connected to the rear of the device (the stick is included as part of the scope of supply with the Easy Documentation option). The drive can then be used to export a CSV file containing welding data.

EASY DOCUMENTATION RECORDING OF WELDING PARAMETERS



Easy Documentation records the following welding parameters:

- / Power source ID
- / Firmware version
- / Serial number
- / Process (Manual, Standard, Pulse, TIG, MMA)
- / Current / voltage / wire speed in the main process phase
- / Power from instantaneous values "IP" (Instantaneous Power) - energy / time (in the main process phase)
- / Energy from instantaneous values "IE" (Instantaneous Energy) over the entire welding operation
- / Motor current (in the main process phase)
- / Time stamp hh:mm:ss when current starts to flow
- / Counter
- / Welding duration
- / Error no. when welding is terminated
- / Wire speed (metric and imperial)
- / Characteristic number
- / Operating mode (2T, S2T, 4T, S4T, spot welding, stitch welding, SynchroPulse)
- / Signature for each weld seam number
- / Template for .csv file
- / Easy Job number


/* TransSteel 3000C Pulse and TransSteel 3500C only

WELDING TORCH WITH ADDITIONAL FUNCTIONS CONFIGURABLE


MULTILOCK THE PATENTED INTERFACE

The patented Multilock interface allows you to configure the MIG/MAG welding torch* according to the task in hand. The wide choice of torch bodies in terms of their lengths and angles enables even difficult to access parts to be welded without any problem. In case of doubt, the best alternative is a flexible torch body.

/* Standard and Up/Down welding torches.



**MultiLock:
MORE THAN 30
VERSIONS**



TIG MULTI-CONNECTOR ADDITIONAL FUNCTIONS FOR MULTIPROCESS

The TransSteel is a genuine multiprocess power source, so also offers a connection for TIG welding torches with additional functions – the TIG Multi Connector (TMC). This enables Up/Down welding torches to be used for TIG welding as well.

FSC FRONIUS SYSTEM CONNECTOR

The Fronius System Connector (FSC) is the central connector for all media and enables a variety of different welding torches to be connected.



OPTIONS AND ACCESSORIES



TOOL BOX

210 / 260 / 300
HANDY TOOL BOX

Tool Box 210 is designed for the TransSteel 2200, Tool Box 260 the TransSteel 2700 and Tool Box 300 the TransSteel 3000C Pulse and TransSteel 3500C.

COOLING UNIT FK 5000

OPTIONAL EXTRA FOR TRANSSTEEL 3000C PULSE AND TRANSSTEEL 3500C

The cooling unit is filled as standard with FCL10 coolant and is equipped with a coolant filter (and a flow temperature sensor as an option).



TU CAR 2 EASY TROLLEY

Suitable for TransSteel 2200 (with platform as an option for optimum working height).



TU CAR 4 TROLLEY

Suitable for TransSteel 2700, 3000C Pulse and 3500C.

TOOL CASE TRANSPORT BOX


Rugged, versatile transport box for the power source (TransSteel 2200 with ToolCase 120) and/or accessories.



AVAILABLE IN THREE SIZES



VIZOR AIR/3X



The reliable fan filter unit filters out up to 99.8% of hazardous particles from the ambient air in the vicinity of the welder.

REMOTE CONTROL TR 1300

Suitable for TransSteel 2700, TransSteel 3000 C Pulse and TransSteel 3500 C.



TECHNICAL DATA

	TransSteel 2200 MV			TransSteel 2700	TransSteel 2700 MV			TransSteel 3000 C Pulse	TransSteel 3500C
Mains voltage -20 / +15%	230 V	120 V	120 V	380 - 460 V	1 x 240 V	1 x 230 V	3 x 200 - 230 / 380 - 460 V	3 x 380 / 400 V, 3 x 460 V	3x 380 - 460 V
Mains fuse protection (slow-blow)	16 A	20 A	15 A	16 A	30 A (US)	16 A (EU)	25 A / 16 A	35 A	35 A
Mains tolerance	-20 / +15			-10 / +15%	-10 / +15%			-10 / +15%	-10 / +15%
Maximum primary power	5.98 kVA	3.48 kVA	2.40 kVA	8.66 kVA	6.75 kVA	5.10 kVA	8.66 kVA	11.8 kVA	15.87 kVA
WELDING CURRENT RANGE									
MIG/MAG	10 - 210 A	10 - 135 A	10 - 105 A	10 - 270 A	10 - 220 A	10 - 180 A	10 - 270 A	10 - 300 A	10 - 350 A
MMA	10 - 180 A	10 - 110 A	10 - 90 A	10 - 270 A	10 - 180 A	10 - 150 A	10 - 270 A	10 - 300 A	10 - 350 A
TIG	10 - 230 A	10 - 160 A	10 - 135 A	10 - 270 A	10 - 260 A	10 - 220 A	10 - 270 A	10 - 300 A	10 - 350 A
WELDING CURRENT									
MIG/MAG									
10min/40°C (104°F) 30% D.C.	210 A	135 A	105 A	270 A	220 A (40%)	180 A (40%)	270 A	300 A (40%)	350 A (40%)
10min/40°C (104°F) 100% D.C.	150 A	105 A	80 A	170 A	170 A	145 A	170 A (@230 V) 185 A (@>380 V)	240 A	250 A
MMA									
10min/40°C (104°F) 35% D.C.	180 A	110 A	90 A	270 A (30%)	180 A (40%)	150 A (40%)	270 A (30%)	300 A (40%)	350 A (40%)
10min/40°C (104°F) 100% D.C.	130 A	90 A	70 A	170 A	140 A	130 A	170 A	240 A	250 A
TIG									
10min/40°C (104°F) 35% D.C.	230 A	160 A	135 A	270 A	260 A	220 A	270 A (30%)	300 A (40%)	350 A (40%)
10min/40°C (104°F) 100% D.C.	170 A	130 A	105 A	170 A	180 A	170 A	185 A (@230 V) 195 A (@>380 V)	240 A	250 A
Open circuit voltage	90 V			85 V	85 V			59 V	60 V
OUTPUT VOLTAGE RANGE									
MIG/MAG	14.5 - 24.5 V			14.5 - 27.5 V	14.5 - 25.0 V	14.5 - 27.5 V		14.5 - 29 V	14.5 - 31.5 V
MMA	20.4 - 27.2 V			10.4 - 20.8 V	20.4 - 27.2 V	20.4 - 30.8 V		20.4 - 32.0 V	20.4 - 34.0 V
TIG	10.4 - 19.2 V			20.4 - 30.8 V	10.4 - 20.4 V		10.4 - 20.8 V	10.4 - 22.0 V	10.4 - 24.0 V
Degree of protection	IP 23			IP 23	IP 23			IP 23	IP 23
Dimensions l x w x h	560 x 215 x 370 mm / 22.1 x 8.5 x 15 in			687 x 276 x 445 mm / 27.1 x 10.9 x 17.5 in	687 x 276 x 445 mm / 27.1 x 10.9 x 17.5 in			747 x 300 x 497 mm 29.4 x 11.8 x 19.6 in	747 x 300 x 497 mm / 29.4 x 11.8 x 19.6 in
Weight	15.2 kg (33.5 lb)			30 kg (66.1 lb)	31.8 kg (70.1 lb)			36 kg (79.4 lb)	36 kg (79.4 lb)



FOR MORE INFORMATION

about TransSteel, visit
<https://www.fronius.com/transsteel-c>



REGISTER YOUR POWER SOURCE

to extend your warranty
<https://www.fronius.com/pw/product-registration>



/ Perfect Welding / Solar Energy / Perfect Charging

THREE BUSINESS UNITS, ONE GOAL: TO SET THE STANDARD THROUGH TECHNOLOGICAL ADVANCEMENT.

What began in 1945 as a one-man operation now sets technological standards in the fields of welding technology, photovoltaics and battery charging. Today, the company has around 5,440 employees worldwide and 1,264 patents for product development show the innovative spirit within the company. Sustainable development means for us to implement environmentally relevant and social aspects equally with economic factors. Our goal has remained constant throughout: to be the innovation leader.

Further information about all Fronius products and our global sales partners and representatives can be found at www.fronius.com

Fronius Canada Ltd.
2875 Argentia Road, Units 4,5 & 6
Mississauga, ON L5N 8G6
Canada
Telephone +1 905 288-2100
Fax +1 905 288-2101
sales.canada@fronius.com
www.fronius.ca

Fronius USA LLC
6797 Fronius Drive
Portage, IN 46368
USA
Telephone +1 877 FRONIUS
sales.usa@fronius.com
www.fronius-usa.com

Fronius UK Limited
Maidstone Road, Kingston
Milton Keynes, MK10 0BD
United Kingdom
Telephone +44 1908 512 300
Fax +44 1908 512 329
info-uk@fronius.com
www.fronius.co.uk

Fronius International GmbH
Froniusplatz 1
4600 Wels
Austria
Telephone +43 7242 241-0
Fax +43 7242 241-953940
sales@fronius.com
www.fronius.com